

GLACIER BAY

Southeast Alaska

Located near Juneau, Glacier Bay National Park is about 3.3 million acres of wild, resilient, and sacred Alaskan land. This collection is inspired by the various coves, snow-capped mountains, and green forests of this marine park. Bright whites and dark midnight blues are complimented by the greens and grays that can be found summit to sea.



GALAXY



SAPPHIRE



DEW




WINTER




GLACIER



PEARL



WHITE



ZION

Southwestern Utah

Full of high plateaus, sandstone canyons and waterfalls, Zion National Park is located within southwestern Utah. The pine and juniper trees reaching from its slopes, and the waterfalls supporting lush gardens underneath the watercolor scenic skies are what guided the various hues of the Zion collection.




GALAXY



CHIFFON



GLACIER




SEA GLASS ACRYLIC




SPRUCE



ARCTIC



WHITE



REDWOOD

Northern California

Influenced by the tallest trees on Earth, our Redwood collection invokes the various wood tones that give the Redwood National Park character. These shades can be found along the rugged coastline of California and all of the woodlands, prairies, and rivers that reside there.




SPRUCE



REED



LATTE



CHOCOLATE PEAR



COCO



CANDLELIGHT



DRIFT



ANTIQUE WHITE



YOSEMITE

Yosemite Valley, California

Known for being a scientific laboratory of hydrology, geology and glaciology, Yosemite National Park is home to hundreds of wildlife and plant life species in the great state of California. Drawn from the granite cliffs, sequoias, and beautiful blush skies found in the valley, the tones of this wilderness site are showcased in this diverse collection.




GALAXY



RAVEN



VINTAGE



WHITE




ARCTIC



LICORICE



CLOUD



YELLOWSTONE

Northwestern Wyoming

Our Yellowstone collection incorporates the natural hues found within the hydrothermal and geological wonders present within the national park located in the states of Idaho, Montana, and Wyoming. Subtle greens and earth tones can be found among the geysers, while various muted wooden textures are reminiscent of the vast forest landscape.



LAGOON



SPRUCE



LATTE



ANTIQUE WHITE




CANDLELIGHT



ARCTIC



ASH



OLYMPIC

Northwestern Washington

This collection is motivated by the cool tones present within the temperate rain forests and dewy coastlines of Olympic National Park. Silvery blues, greens, and grays can be found among the various primeval forests and rocky off-shore islands located in the state of Washington.



CLOUD ACRYLIC



MERCURY ACRYLIC



LAGOON



GALAXY



SPRUCE



CONCRETE



CHOCOLATE PEAR





CLOUD



RAVEN



ASH



PETRIFIED FOREST

Northeastern Arizona


This collection is inspired by the demanding environment of the Petrified Forest within our home state of Arizona. The Painted Desert badlands offer a wide range of earthy shades and wooden tones which were created by altered volcanic ash. Many of its features are results of erosion, producing various mesas, towers, and hoodoos.



VINTAGE



FAWN



WHITE



ANTIQUE WHITE



ARCTIC



LATTE



COCO



DAKOTA



TAHOE




DRIFT



ASH



FALCON



CHOCOLATE PEAR

